

# AJLON TECHNOLOGIES

## GSM MOTOR CONTROLLER-THREE PHASE



Motor Con is an intelligent electronic device connected to your motor starter to let you remotely control and protect your three phase pump set from anywhere in the world through the motor Con App, or an SMS, or a phone call or a missed call, making use of GSM network for global connectivity

Motor Con packages consisting of an innovative electronic device to be connected with your existing motor starter and an Android application to be installed in your smart phone for remotely controlling and completely protecting your three phase pump sets from any distance.

### **GSM motor controller challenges with.....**

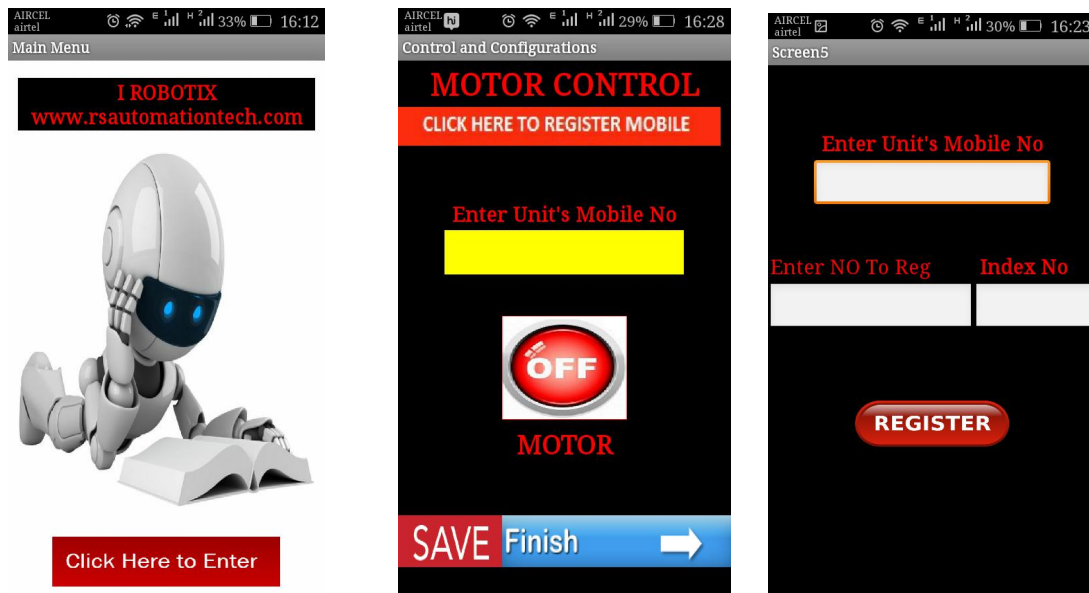
- ✓ Scare of wild animals
- ✓ Rough weather
- ✓ Difficulty during nights
- ✓ Water wastage
- ✓ Labor shortage
- ✓ Power fluctuations and cuts

# AJLON TECHNOLOGIES

## How it works:


- At first fix the MotorCon GSM motor controller to the starter unit of three
- After fixing the device, switch on the device and register the mobile number to the GSM module. Two ways are
  - By using mobile app
  - By using SMS
  - By making a call

## By using mobile app



## Open the app in your android mobile

Then press **click here to enter**



# AJLON TECHNOLOGIES

It will move second screen, there press the “**click here to register mobile**”



Then it will move to third screen ,there you have to enter the GSM module SIM mobile number



Finally enter the user mobile number and also give index number.



Up to 10 user number we can able to register, first number is the master number

After entering each mobile number, press the option **register**



At last press back button in your phone, it will return back to second page,there you have to press **SAVE & FINISH**



- ❖ After this process, switch off the unit for few minutes.
- ❖ Then switch on the unit, master number will receive the message system ready.
  - Then by using app you can control the motor, press the **OFF** option to **switch on** the motor
  - And also by pressing the **ON** option you can **switch off** the motor.

# AJLON TECHNOLOGIES



## By using SMS

By sending SMS from your mobile phone,  
To register the mobile number you have follow these steps,

### SEND SMS COMMAND

### STATUS

for example  
mobile registered

MR8976430287,1

:

:

MR9962673502,9

mobile registered

After the completion of the mobile registered switch off the unit for few minutes, then use following commands to switch on the motor.

### SEND SMS COMMAND

### STATUS

device ON

NA

device OFF

FA

# AJLON TECHNOLOGIES


By making call

By making a first Call  
By making a second call


motor ON  
motor OFF



● Power on  
● Motor on



Disconnect jumper wires between green button to red button



Remove series connection between red and blue wires

**WIRING CONNECTION  
DIAGRAM FOR THREE  
PHASE MOTOR**

### PANEL CONNECTION DETAILS:

**FOR SUMERSIBLE AND STAR DELTA PANEL:**  
Disconnect the jumper /series connection between the start and stop button.  
In the **start button** connect the **BLUE** wire to the **NO** and connect the **BLACK** wire to the **NC**, finally connect the **RED** to the **stop button** (from where **jumper wire removed**).